




Installing D-ring hangers and Brackets:

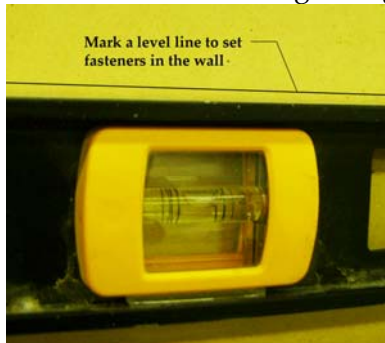
1. Lay the board face down on a soft, protected surface
2. The hangers are fastened to the **side or vertical rail** of the framing.
3. Measure down from the top of the board to 2" and drill a pilot hole 1/16" to 3/32" diameter. Be careful to measure down the same distance on the other vertical framing member. NOTE: The pilot hole is to establish the distance from the top of the board in order that it hangs level.



4. Using the 1/4" long screws supplied, fasten the D-ring hanger to the aluminum frame with a Phillips head screwdriver or screwgun.



5. Determine the height of the board and using a level draw a level line on the wall. The line should be long enough to accommodate both D-rings.




11/10/2010

Digital Designed Solutions, Inc.
618 Wilkerson Road Rock Hill, SC 29730
803-329-9682 Fax: 803-329-9685
www.murerase.com sales@murerase.com

6. Measure the peak of the D-ring and make 2 marks on the level line at the distance apart of the tops of the D-rings.
7. Install a drywall screw through the drywall and into the stud. If the stud is not available, use the plastic wall anchor with the fastener.
8. Hang the board on to the screws in the wall. Adjust the distance that the head of the fastener is from the wall to allow the board to slide over the fastener, and also to sit snug to the wall.



9. Mark the bottom of the board for the position of the bottom bracket. Approximately locate the horizontal center of the board.
10. Remove the board and install the bottom bracket to the wall with the fastener at the bottom of the vertical slot.



11. Rehang the board and fasten the bottom of the board to the bracket with the self drilling screw included in the hanging package.
12. The hanging package includes the following:
 - a. 3 Drywall screws
 - b. 3 plastic wall anchors
 - c. 2 D Ring hangers
 - d. 1 "L" bracket
 - e. 3 - #6x 1/4" screws
 - e. 1 self drilling screw

11/10/2010

Digital Designed Solutions, Inc.
 618 Wilkerson Road Rock Hill, SC 29730
 803-329-9682 Fax: 803-329-9685
www.murerase.com sales@murerase.com