

## MURERASE SKINS

### Reface Your Existing Chalkboards with MurErase Whiteboard Skins



Murerase skins are either steel (magnetic) or hardboard sheets and are the simplest and highest quality solution to reface your existing chalkboards.


**Less Cost - Murerase skins cost much less than full boards**

**Guaranteed for 5 years**

**Ease of installation**



Begin the installation by cleaning the boards to be refaced with water and a cleaner such as "Zep" or "Greased Lightning". Be sure the surface is dry prior to installation.




The back of the Murerase skin is available with a pre-applied peel and stick adhesive. The peel and stick is factory applied in 3 strips 11" wide as shown. Apply adhesive between the strips and around the perimeter of the board



Roll 100% of the surface with this linoleum roller available at any "big box". This assures full adhesion of the Murerase to the existing chalkboard.

## MurErase Skins - Restore chalkboards and other worn writing surfaces

To adhere a Murerase skin to an existing chalkboard apply the Power Grab adhesive in the pattern shown. Roll the board firmly with the roller. Use extra Power Grab in areas that are bowed and hold the skin in place for 60 seconds.




Loctite "Power Grab" is the adhesive that we recommend to be used either with the peel and stick tape or by itself. It has high initial grab, but allows repositioning when the sheet is installed.

Power Grab eliminates the need for the peel and stick tape and is available from the big boxes. Use Power Grab when it is above 50 deg.F. to get it's full effect



If there is any question that the existing chalkboard or blackboard surface is sound enough to hold an adhered skin, add a mechanically fastened trim to the perimeter of the skin.



DDS  
618 Wilkerson Road  
Rock Hill, SC 29730  
803-329-9682  
Fax: 803-329-9685  
[www.murerase.com](http://www.murerase.com)  
[sales@murerase.com](mailto:sales@murerase.com)

The converted board is guaranteed for 5 years as a dry erase surface. The seams between panels are typically butted. If a batten strip is desired, DDS supplies a 1" wide steel batten strip with a peel and stick on the back for easy installation.